


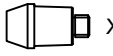




- Vertical Mounting
- Optional Ral Color Selection
- Max Operational Pressure: 6 Bar
- Inlet/Outlet: 1/2" Female Pipe Thread
- All Dimensions are in mm

SUPPLIED INSTALLATION ACCESSORIES

-  X4
SCREW
-  X4
PEG
-  X4
WALL MOUNTING APPARATUS
-  X4
PANEL MOUNTING APPARATUS
-  X4
BOLT MSX10 mm
-  X1
PURGER

Product Name	Product Code	Height	Width	Thickness	Plumbing Axes Center to Center	Hanger Axes Horizontal	Hanger to Bottom of the Product	Hanger Axes Vertical	Water Volume	Empty Weight	Thermal Output
		H	W	D	C	S	F	G	-	-	Watt - BTU/hr (Δ50°)
		mm	mm	mm	mm	mm	mm	mm	L	kg	
FIORE 400 X 1800	RND-FE418	1790	394	7	396	230	1495	1190	0.8	20.4	743 - 2535
FIORE 490 X 1790	RND-FE4917	1790	490	7	490	300	1495	1190	1	25.3	920 - 3139
FIORE 590 X 1790	RND-FE5917	1790	590	7	590	360	1495	1190	1.27	30.4	1107 - 3777

